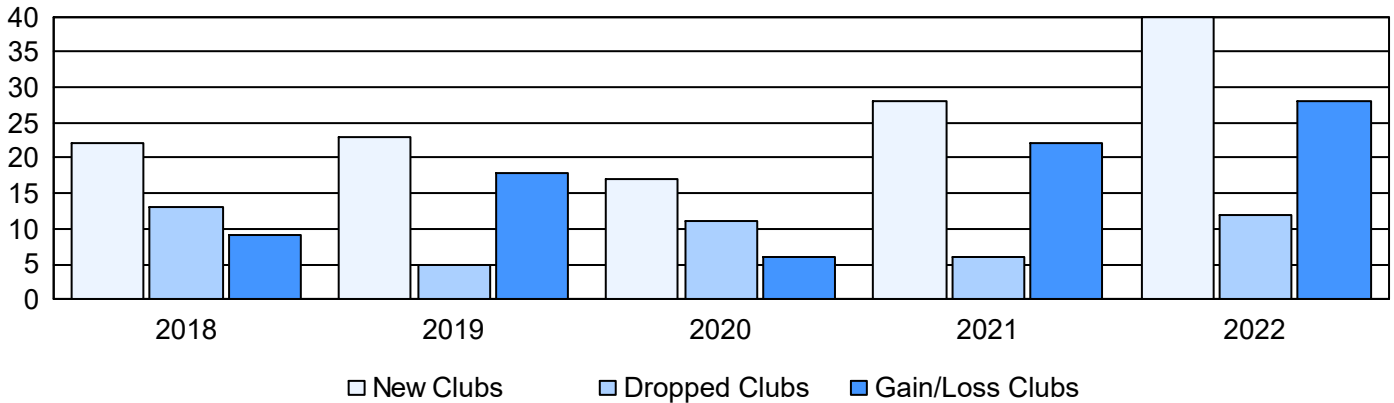
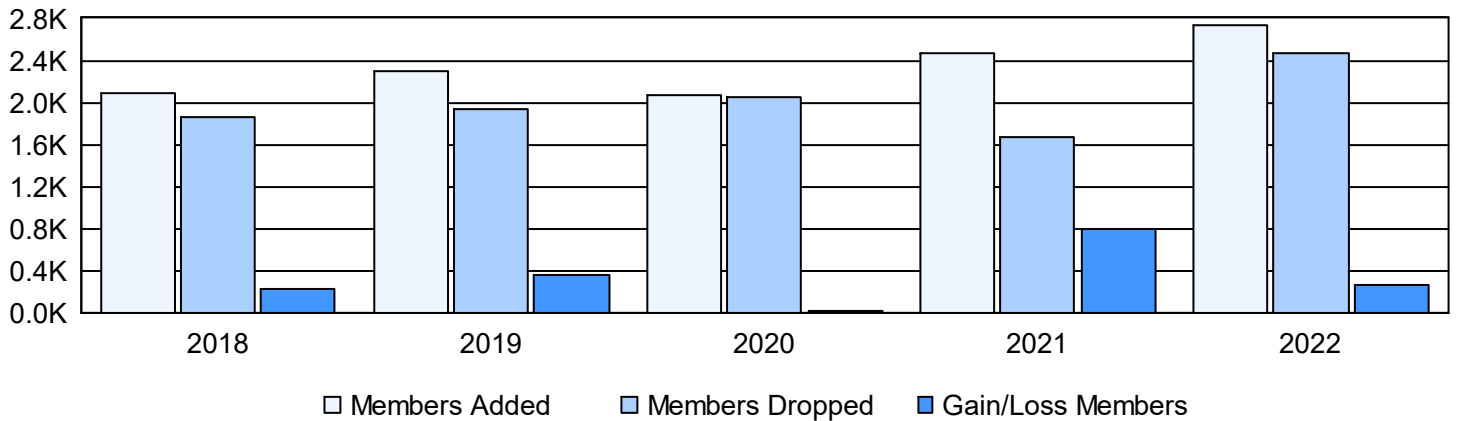


Year	New Clubs	Dropped Clubs	Gain/Loss Clubs	New Members	Charter Members	Reinstate Members	Transfer Members	Total Member Added	Total Members Dropped	Gain/Loss Members
2017-2018	22	13	9	1,385	589	90	27	2,091	1,860	231
2018-2019	23	5	18	1,415	707	62	106	2,290	1,940	350
2019-2020	17	11	6	1,434	491	99	51	2,075	2,057	18
2020-2021	28	6	22	1,559	753	94	62	2,468	1,678	790
2021-2022	40	12	28	1,405	1,169	117	40	2,731	2,465	266
<b>Average</b>	<b>26</b>	<b>9</b>	<b>17</b>	<b>1,440</b>	<b>742</b>	<b>92</b>	<b>57</b>	<b>2,331</b>	<b>2,000</b>	<b>331</b>

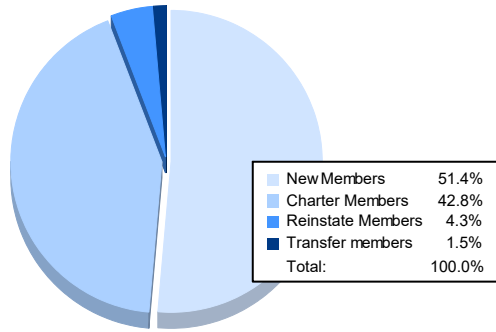
### Clubs



### Members



### Membership Composition June 2022 Cumulative



### Gender Composition June 2022 Cumulative

